

# Handles and pulls

Doors and windows



**THERMIA**<sup>®</sup>  
BARCELONA



Design  
Comfort  
Silence

Every moment has its  
own movement.

“Open to air out,  
head out or feel.  
Close to sleep,  
rest or meditate.”



# Karma

 | Shape your future

## CASEMENT Handles

Double fastening



Inward opening handle  
**Ref. A0023100**  
100 mm escutcheon



Lockable inward opening handle  
**Ref. A0023101**  
100 mm escutcheon



Outward opening handle  
**Ref. A0023108**  
100 mm escutcheon



Lockable outward opening handle  
**Ref. A0023118**  
100 mm escutcheon



Handle  
**Ref. A0023200**  
100 mm escutcheon



Lockable handle  
**Ref. A0023201**  
100 mm escutcheon

## MULTIPOINT Handles (60 mm escutcheon)

For use with gearboxes (tilt and turn and casement opening systems) and multipoint close systems (sliding)

Recommended to be installed at 2000 mm or lower



Handle  
**Ref. A0023700**  
7 mm spindle  
60 mm escutcheon



Left hand opening offset handle  
**Ref. A0023738**  
7 mm spindle  
60 mm escutcheon



Right hand opening offset handle  
**Ref. A0023739**  
7 mm spindle  
60 mm escutcheon



Flat handle for bi-fold systems  
**Ref. A0023400**  
7 mm spindle  
60 mm escutcheon

Lockable handle  
**Ref. A0023701**  
7 mm spindle  
60 mm escutcheon



Small base handle  
**Ref. A0023900**  
7 mm spindle  
60 mm escutcheon



Left hand opening offset small base handle  
**Ref. A0023938**  
7 mm spindle  
60 mm escutcheon



Right hand opening offset small base handle  
**Ref. A0023939**  
7 mm spindle  
60 mm escutcheon

## TILT AND TURN Handles

Single fastening

# Karma

Shape your future

## MULTIPOINT Handles (100 mm escutcheon)

For use with gearboxes and multipoint close systems (sliding)  
Recommended to be installed at above 2000 mm



Handle  
**Ref. A0023800**  
7 mm spindle  
100 mm escutcheon



Left hand opening  
offset handle  
**Ref. A0023838**  
7 mm spindle  
100 mm escutcheon



Right hand opening  
offset handle  
**Ref. A0023839**  
7 mm spindle  
100 mm escutcheon



Lockable handle  
**Ref. A0023801**  
7 mm spindle  
100 mm escutcheon



Long handle  
with finger grip  
**Ref. A0023813**  
7 mm spindle  
100 mm escutcheon



Double long handle  
**Ref. A0023812**  
7 mm spindle  
100 mm escutcheon



## LIFT AND SLIDE Handles

For use with lift and slide systems



Handle with  
exterior finger grip  
**Ref. A0023313**  
10 mm spindle



Lockable handle  
with exterior finger grip  
**Ref. A0023314**  
10 mm spindle



Double lockable handle  
**Ref. A0023315**  
10 mm spindle

# Italia

Think Design  
Made in Italy

## CASEMENT Handles

Double fastening



Inward opening handle  
**Ref. A0003233**  
100 mm escutcheon

## TILT AND TURN Handles

Single fastening



Handle  
**Ref. A0003232**  
100 mm escutcheon



Lockable handle  
**Ref. A0003219**  
100 mm escutcheon

## MULTIPOINT Handles (60 mm escutcheon)

For use with gearboxes (tilt and turn and casement opening systems) and multipoint close systems (sliding)  
Recommended to be installed at 2000 mm or lower



Handle  
**Ref. A0003234**  
7 mm spindle  
60 mm escutcheon



Lockable handle  
**Ref. A0033701**  
7 mm spindle  
60 mm escutcheon



Small base handle  
**Ref. A0033900**  
7 mm spindle  
60 mm escutcheon

## MULTIPOINT Handles (100 mm escutcheon)

For use with gearboxes and multipoint close systems (sliding)  
Recommended to be installed at above 2000 mm



Handle  
**Ref. A0003272**  
7 mm spindle  
100 mm escutcheon



Lockable handle  
**Ref. A0003273**  
7 mm spindle  
100 mm escutcheon



Left hand opening offset handle  
**Ref. A0003270**  
7 mm spindle  
100 mm escutcheon



Right hand opening offset handle  
**Ref. A0003271**  
7 mm spindle  
100 mm escutcheon



Double long handle  
**Ref. A0033812**  
7 mm spindle  
100 mm escutcheon



Long handle with finger grip  
**Ref. A0033813**  
7 mm spindle  
100 mm escutcheon

## TILT AND SLIDE Handles



Tilt and slide handle  
**Ref. A0003252**  
7 mm spindle  
100 mm escutcheon  
Item provided on request



# Sirius

Stylish design lines, basic geometrics, simple shapes and proportions.

## CASEMENT Handles

Double fastening



Inward opening handle  
**Ref. A0043100**

100 mm escutcheon  
*Note: left hand opening requires Ref. A0042938*



Outward opening handle for FS45 QUICK façade system  
**Ref. FS453110**

100 mm escutcheon

## MULTIPOINT Handles 60 mm ESCUTCHEON


For use with gearboxes (tilt and turn and casement opening systems) and multipoint close systems (sliding)

Recommended to be installed at 2000 mm or lower



Handle  
**Ref. A0003237**

7 mm spindle  
60 mm escutcheon



Lockable handle  
**Ref. A0043701**

7 mm spindle  
60 mm escutcheon

## MULTIPOINT Handles (100 mm escutcheon)

For use with gearboxes (tilt and turn opening systems), casement systems and multipoint close systems (sliding)

Recommended to be installed at above 2000 mm




Handle  
**Ref. A0003277**

7 mm spindle  
100 mm escutcheon




Left hand opening offset handle  
**Ref. A0003278**

7 mm spindle  
100 mm escutcheon




Left hand opening offset handle  
**Ref. A0003238**

7 mm spindle  
60 mm escutcheon



Right hand opening offset handle  
**Ref. A0003239**

7 mm spindle  
60 mm escutcheon



Removable handle base  
**Ref. A0043104**

7 mm spindle  
60 mm escutcheon



Removable handle base  
**Ref. A0043103**



Multipoint right hand opening offset handle  
**Ref. A0003279**

7 mm spindle  
100 mm escutcheon



# Other models

## CASEMENT Handles

Double fastening



Outward opening window handle  
**Ref. A0003108**  
100 mm escutcheon




Flat outward opening shutter handle  
**Ref. PM403104**  
100 mm escutcheon



Embedded outward opening shutter handle  
**Ref. PM403103**

## TILT AND TURN Handles

Single fastening



Removable tilt and turn handle  
**Ref. A0003103**



Removable tilt and turn handle base  
**Ref. A0003104**  
100 mm escutcheon

## MULTIPOINT Handles

For use with multipoint close systems (sliding)



Embedded handle  
**Ref. A0003751**  
7 mm spindle  
Recommended for latching leaves



Embedded handle  
**Ref. CR463751**  
7 mm spindle  
Recommended for latching leaves



Base lock  
**Ref. A0003771**  
7 mm spindle



Handle lock  
**Ref. A0003770**  
7 mm spindle  
165 mm long  
Recommended for 2000 mm or lower



Handle lock  
**Ref. A0003772**  
7 mm spindle  
225 mm long  
Recommended for 2000 mm and up



Double handle lock  
**Ref. A0003774**  
7 mm spindle  
225 mm long  
Recommended for 2000 mm and up



Left hand opening surface lock  
**Ref. A0073938**  
7 mm spindle



Right hand opening surface lock  
**Ref. A0073939**  
7 mm spindle



Plain stainless steel handle  
**Ref. A0003285**  
7 mm spindle

# Door handles and pulls

## Karma Door handles



Double handle  
**Ref. A0023109**  
8 mm spindle  
60 mm escutcheon



## Italia Door handles



Double handle  
**Ref. A0003132**  
8 mm spindle  
60 mm escutcheon



Plain handle  
**Ref. A0033102**  
8 mm spindle  
60 mm escutcheon

## Sirius Door handles



Plain handle  
**Ref. A0003133**  
8 mm spindle  
60 mm escutcheon



Double handle  
**Ref. A0003134**  
8 mm spindle  
60 mm escutcheon

## Other models Door handles



Stainless steel double handle  
**Ref. A0003139**  
8 mm spindle



Flat double handle  
**Ref. A0003118**  
8 mm spindle  
60 mm escutcheon



# Stainless steel

handles

Windows for a better life



Individual round handle 90° SS  
matte 300 / 500 mm  
**Ref. A0003586**



Individual round handle 90°  
SS matte 1300 / 1800 mm  
**Ref. A0003587**



Individual round handle 45° SS  
matte 300 / 500 mm  
**Ref. A0003589**



Individual square handle  
40x20 mm 90° 1300 / 1800 mm  
**Ref. A0003595**



Individual square handle  
40x20 mm 45° 300 / 500 mm  
**Ref. A0003597**



Individual square handle  
40x20 mm 45° 1300 / 1800 mm  
**Ref. A0003599**



Individual round handle 45° SS  
matte 1300 / 1800 mm  
**Ref. A0003590**



Individual round handle 45° SP  
stainless steel matte dotted (drawing)  
300 / 500 mm  
**Ref. A0003591**



Individual square handle 40x20  
mm 90° 300 / 500 mm  
**Ref. A0003593**



Double round handle kit 90°  
matte stainless steel 300 / 500 mm  
(Anchoring accessories included)  
**Ref. A0003583**



Double round handle kit 45° SS  
matte stainless steel 300 / 500 mm  
(Anchoring accessories included)  
**Ref. A0003584**



Double round handle kit 45° SP stainless  
steel dotted (drawing) 300 / 500 mm  
(Anchoring accessories included)  
**A0003585**

**Design**  
**Comfort**  
**Silence**



# THERMIA®

B A R C E L O N A

## Headquarters in Barcelona

C/ Narcís Monturiol, 34  
08192 Sant Quirze del Vallès  
Barcelona (Spain)  
Tel. +34 937 121 237  
contacto@thermiabarcelona.com

## Andean Area Delegation

Los Telares, 289  
Urbanización Industrial Vulcano  
Ate, Lima (Peru)  
Tel. +51-1-7197649

## Showrooms

### Barcelona

C/Narcís Monturiol 34  
08192 Sant Quirze Vallès  
(Spain)  
Tel. +34 937 121 237

### Arequipa

Av Independencia, 1244  
04001 Arequipa  
(Peru)  
Tel. +51 95960448

### Lima

Paseo de la Republica 3583  
2o. Piso - San Isidro  
(Peru)  
Tel. +51-1-7197649

### Cusco

Av. Pachacutec  
501 Wanchac, Cusco  
(Peru)  
Tel. +5117197649

### Girona

Carrer Sant Jordi, 2  
Local 4 - Sarrià de Ter  
(Spain)

Tel. +34 937 121 237

[THERMIABARCELONA.COM](http://THERMIABARCELONA.COM)

